


Contact structure


2c




2b



2a





1c



1a1b



1a



3A

5A

8A

10A

15A

16A

20A

30A

36A

100A

200A

Maximum switching current

